



*You can support New North Church by making an online gift.*

To do this, create a profile with our PCI-compliant provider, Vanco Payment Solutions. After you establish an account, you can set up one-time or recurring gifts or pledges. You can view your payment history any time. This is a secure and convenient way to support the church, and we thank you.

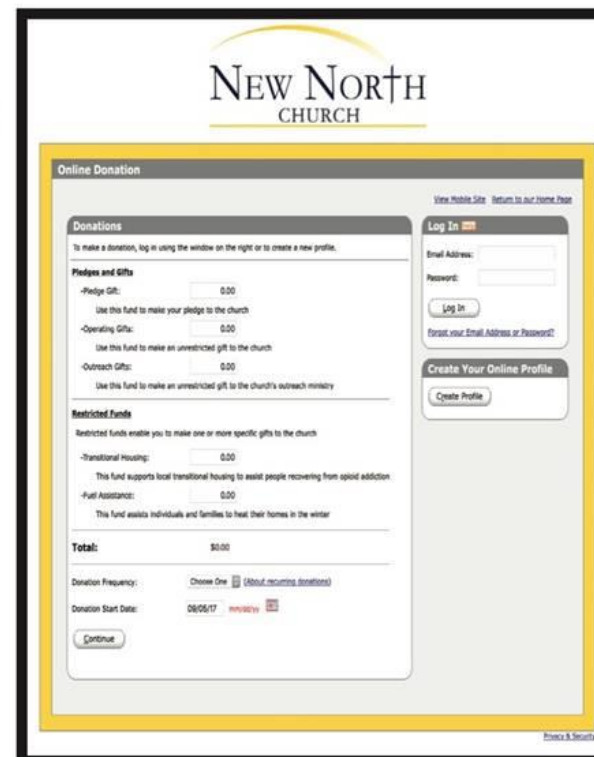
*You can choose to make an unrestricted pledge or gift to go directly towards the church or fund one of our outreach programs.*

### *Transitional Housing*

New North Church supports local transitional housing (also called 'sober houses') which accommodates people in recovery from opioid addiction. House residents are responsible for their own meals and transportation, among other things, at a time when they are often out of work. The houses themselves also need support for supplies and food. Our ministry helps residents get through this phase of their recovery and enables the houses to thrive as well.

### *Fuel Assistance Program*

New North Church has long maintained accounts with two local heating companies, Alvin Hollis and Williams Coal & Oil, our partners in this program, to assist individuals and families who struggle to heat their homes in the winter.



## New North Church Online Giving

You can now support New North Church by making an online gift through the church web site [<http://newnorthchurch-hingham.org/>] using our PCI-compliant provider, Vanco Payment Solutions. This is a secure and convenient way to support the church, and we thank you.

You can either create a profile and then set up one-time or recurring gifts or pledges, or you can make your gift or pledge, and then save your profile when you submit your payment. You can view your payment history any time.

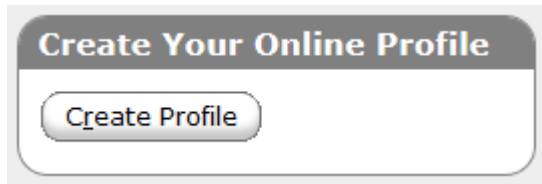
### Creating a Profile

To create a profile, do the following:

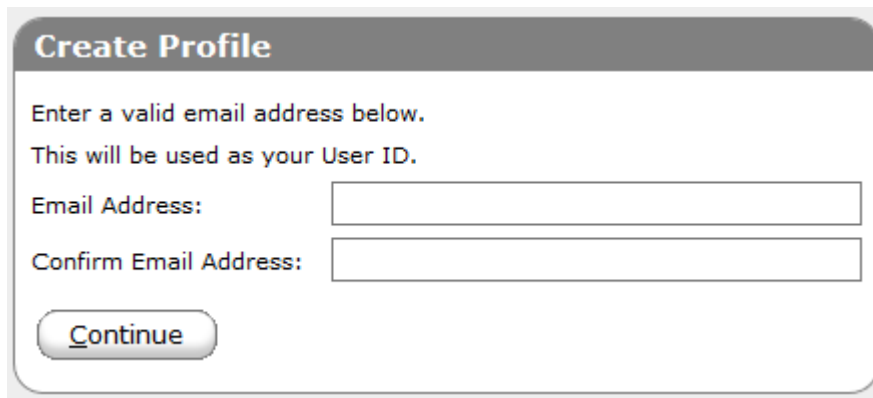
1. On the [Online Giving page](#), click Donate Now:



2. The Online Donation screen appears. Click **Create Profile**:



3. Specify and confirm your e-mail address here, then click **Continue**:



4. Specify all required information. Your telephone number is optional but we recommend you include it in case Vanco needs to call you. Click **Create Profile** when finished:

### Profile

First Name: (required)

Last Name: (required)

Address 1: (required)

Address 2:

City: (required)

State / Zip: (required)

Phone Number:

Email Address: (required)

Confirm Email Address: (required)

Enter Password: (required)

Re-Enter Password: (required)

Password requirements:

- Must be at least eight characters
- Must include at least one letter and one number
- Cannot be identical to your first name, last name or email address
- Cannot be reused
- Passwords are case sensitive
- Your password can consist of the following characters: upper and lower case letters, numbers, and special characters other than \* " or >

5. Now you can login and make your gift or pledge:

### Log In [help](#)

Email Address:

Password:

[Forgot your Email Address or Password?](#)

## Making a Donation

To make a donation, do the following:

6. On the [Online Giving page](#), specify one or more gift or pledge in the **Donations** window:

**Pledges and Gifts**

-Pledge Gift:   
Use this fund to make your pledge to the church

-Operating Gifts:   
Use this fund to make an unrestricted gift to the church

-Outreach Gifts:   
Use this fund to make an unrestricted gift to the church's outreach ministry

---

**Restricted Funds**

Restricted funds enable you to make one or more specific gifts to the church

-Transitional Housing:   
This fund supports local transitional housing to assist people recovering from opioid addiction


-Fuel Assistance:   
This fund assists individuals and families to heat their homes in the winter

---

**Total:** \$0.00

---





Donation Frequency:  [\(About recurring donations\)](#)

Donation Start Date:  mm/dd/yy 

You can specify one or more pledge, operating gift, outreach gift, or restricted gift. A **recurring donation** is a donation set up to occur automatically on a regularly scheduled basis. Some of the benefits of a recurring donation include reduced check writing for you, and enables you to spread your donations out over time. They also help reduce administrative costs for the church through less paper check processing. After you specify the donation frequency and start date, click **Continue** to submit your payment.

7. If you have created a profile and logged in, select your saved credit card. Otherwise, specify your payment information and billing address:

Account Type  
 Credit/Debit Card    Checking    Savings

Card Number:

Card Verification Value (CVV2):  [What's This?](#)

Expiration Date:  /

Name Of Cardholder:

**Optional:** - Give additional 2.75% to help offset the processing fee

Use Same Address As Above

Billing Address 1:

Billing Address 2:

Billing City:

Billing State / Zip:  /

The system accepts Visa, MasterCard, Discover, and American Express cards. Check the **Optional** box to give an additional 2.75% to help offset the processing fee. This benefits the church which pays a fee for each transaction.

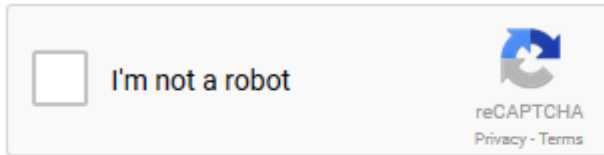
8. If you want to save this information in a new profile, click **Select Password**. Specify a password and save your profile:

**Would you like to save your profile before continuing?**

Saving your profile will:

- Take only a moment—all you have to do is select a password
- Enable you to change or stop a recurring donation at any time
- Allow you to view and print your online donation history

9. Click the **I Am Not a Robot** box and then click **Process**.



**Note:** Please review the information you entered carefully. Once you click the Process button your donation will be submitted.

[Cancel](#)

[Process](#)

Thank you for supporting New North Church!

Peace.